

Nursery Welcome Meeting



These are the grown ups who will be in Rockhopper and Emperor Nursery



Mrs Pioli
Class Teacher



Miss Cannon
Teaching Assistant



Mrs Viney
Teaching Assistant



Mrs Woods
Teaching Assistant



Mrs Walker
Teaching Assistant



Miss Hargrave
Teaching Assistant



Miss McCafferty
Teaching Assistant

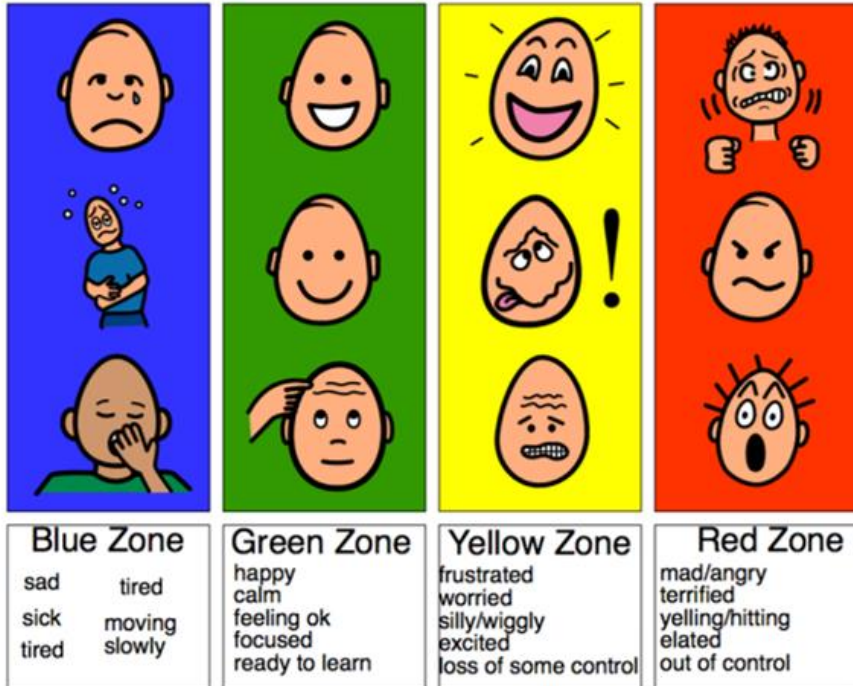


Mrs Bunting
Teaching Assistant



Miss Davies
Teaching Assistant

The Zones of Regulation



Zones of Regulation

► In order to allow ALL children to be able to access and “voice” their needs we teach the children about the “Zones of Regulation”. These are covered in each year group, to ensure that there is a consistent ethos and shared vocabulary throughout the school.

- Green – I’m ok and I’m in a good place ready to learn
- Blue – I’m a little sad about something, or I am feeling unwell/tired.
- Yellow – I am feeling a little over-excited or frustrated. I am beginning to feel like I might lose control of my emotions.
- Red – I am feeling way too over-excited. I am very angry. I am not able to control how I am feeling and I need some help.

SCHOOL RULES AND BEHAVIOUR THE MEAD WAY

School rules- safe, respect, ready

- ▶ The 'recognition board' will show the focus for the day/ week. The focus will link to one of the school rules.
- ▶ When a child is recognised for following the rule their name or picture is placed on the recognition board.




Education
Endowment
Foundation

Happy Hello, Great Goodbye



We say good morning

We say goodbye or good afternoon



We look at the person when we speak

We smile



Wonderful Walking

1 Walk in silence



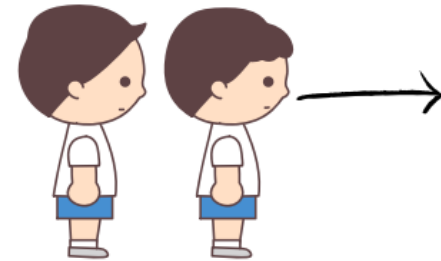
2 We use soldier arms



3 We walk sensibly



4 We face the direction we are walking




show me 5



1

Eyes looking



2

Ears listening



3

Body still



4

Voice is off



5

You are ready



We take part



No hands up, we are ready to answer



We listen to the adult



We listen to each other



If we need the toilet we
can use this sign

If we have something
important to say or a
question to ask we can use
this sign



Lining up


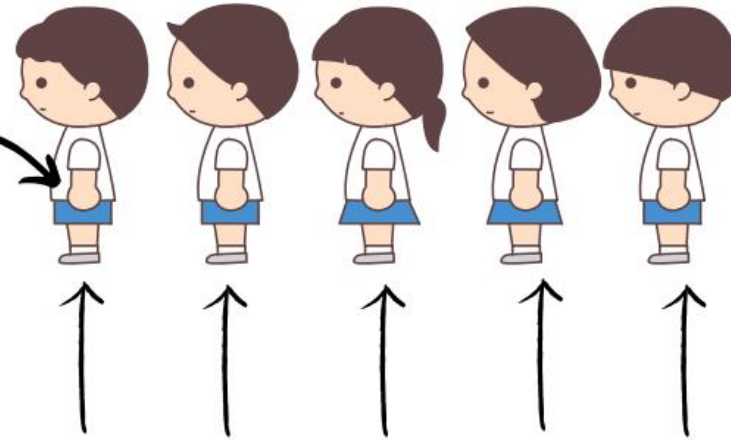
S Standing still

H Hands by your side

I In your space


N No talking

E Eyes forward


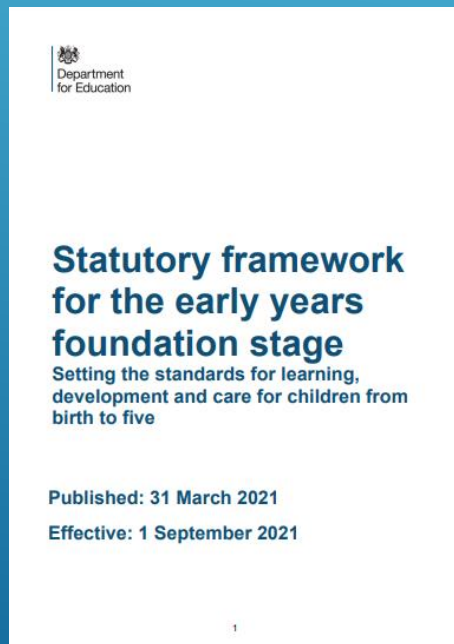


LIFE IN NURSERY...

**A PLACE TO BUILD
A SUCCESSFUL LEARNER!**



WHAT IS MY CHILD LEARNING?



Characteristics of Effective Learning

Playing and Exploring

ENGAGEMENT

Finding out and exploring
Playing with what they know
Being willing to 'have a go'

Active Learning

MOTIVATION

Being involved and concentrating
Keep trying
Enjoying achieving what they set out to do

Creative and Critical Thinking

THINKING

Having their own ideas
Making links
Working with ideas

Characteristics of effective teaching and learning

PRIME AREAS- BUILDING BLOCKS TO FUTURE LEARNING

- ▶ Personal, Social and Emotional Development
- ▶ Physical Development
- ▶ Communication and Language

PERSONAL, SOCIAL AND EMOTIONAL DEVELOPMENT

- ▶ Separating from main carers.
- ▶ Enjoying other children's company.
- ▶ Starting to play with other children, listening to their ideas and negotiating play and decisions about plans.
- ▶ Independence selecting resources that they need, making choices about where to play and who to play with.
- ▶ Following rules to keep everyone safe and happy.
- ▶ Express feelings- through talking, pictures, art, dance, role play etc.
- ▶ Understand others' feelings
- ▶ Independence- toileting, dressing, jumpers, shoes, wellies, coats, gloves, gloves!
- Independence in self care skills- toileting, dressing, washing their hands and understanding about oral care.

PHYSICAL DEVELOPMENT

Gross motor

- ▶ Moving in different ways, climbing, balance, ball skills, riding wheeled toys
- ▶ Agility and strength
- ▶ Coordination and confidence doing the above with more ease and control
- ▶ Using large muscle movements to extend arms up, down and around in order to strengthen shoulder, arm, and wrist strength.
- ▶ Games with others made up or planned, understanding rules and working together.
- ▶ Moving to music or the beat, making up sequences and patterns.
- ▶ Collaboration with others through big construction.
- ▶ Safety rules

- ▶ **Fine motor (small movement)**
- ▶ Building strength in upper body and arms ready for writing.
- ▶ Using one handed tools- scissors, spades, pens, hammers
- ▶ Dressing themselves- coats on, zips, buttons
- ▶ Messy play, manipulating equipment and resources.

PHYSICAL DEVELOPMENT

COMMUNICATION AND LANGUAGE DEVELOPMENT

- ▶ Listening and attention
- ▶ Understanding
- ▶ Speaking

COMMUNICATION AND LANGUAGE DEVELOPMENT

- Back-and-forth interactions
- Vocabulary
- Book based curriculum
- Keep speaking your home language!

SPECIFIC AREAS OF LEARNING ARE ALSO BROKEN DOWN FURTHER:

- ▶ Literacy- Reading and writing
- ▶ Maths
- ▶ Knowledge and understanding of the world
- ▶ Expressive arts and design

TOPICS

▶ **Autumn 1 and 2-** Proud to Belong/ feeling good/ all about me/ celebrations

▶ **Spring 1-** Transport/ People who help us

▶ **Spring 2-** Terrific tales

▶ **Summer 1-** Ee-I ee-i-o

▶ **Summer 2-** Let's go on an adventure!

▶ **These topics may change throughout the year / term / week as we go with the children's interests and plan based on their current needs.**

A TYPICAL MORNING IN NURSERY!

- ▶ 9am- Settle in
- ▶ 9.30- Snack shack opens and doors open for free flow between both indoor and outdoor classrooms.
- ▶ Adult led activities and continuous provision.
- ▶ 11.40- Input- sometimes as a whole class, sometimes in small groups

A TYPICAL AFTERNOON IN NURSERY!

- ▶ 12pm Lunch
- ▶ 12.45- Outside activities
- ▶ 2.30- story time/ music time
- ▶ 2.45- Get ready for home
- ▶ 3.00- home time

EVIDENCE ME

Evidence Me Help for Parents

Parent Share is a feature accessed by teachers via Evidence Me. It offers a quick, simple, and effective way of proving “parental engagement” in the learning process.

How Parent Share Works

1. Once a school/ setting has linked your email address to your child's account, you will be sent a Parent Share invitation to activate your account.
2. If you would like to participate, click on the link to activate and confirm your email address.

PLEASE NOTE: If you do not receive your set up email please check your spam/ junk folder. If it doesn't appear in there then please contact the school/ setting directly to ensure this has been sent to you.

SCHOOL UNIFORM

UNIFORM

All children are required to wear our nursery uniform. Children can dress in the uniform listed in which they feel most comfortable.

Uniform Details

- Royal blue sweatshirt or cardigan with school logo
- Dark grey tracksuit bottoms or dark grey leggings
- White t-shirt (with or without logo)
- Dark grey or royal blue shorts (for summer)
- Shoes/trainers without laces (we suggest Velcro trainers)
- Book bag with school logo



Optional Accessories

- Royal blue reversible fleece/waterproof jacket with school logo
- Royal blue sun hat with school logo
- Royal blue winter hat with school logo



Please note that children should not wear any jewellery to nursery.

All clothing and bags should be clearly labelled with your child's name.

NURSERY



NURSERY

Coming up week beginning 16/09/24

Class emails

rockhoppers@mead.surrey.sch.uk

emperors@mead.surrey.sch.uk

Welcome to Nursery!

The Nursery team would like to say a huge well done to all our new 'Penguins'. The children have made a fantastic start to Nursery life! Lots of sleep and a big breakfast will help with keeping your child's day positive.

Autumnal 'treasure'

We will be collecting together anything Autumnal (leaves, conkers, etc) over the coming weeks- if you are out walking don't forget to collect what you find to add to our Autumn collection!

Nursery welcome meeting- Friday 20th September at 9.10am

Please come and find out about what your child will be doing while at Nursery, plus lots of useful information that will help with a positive and informed start to Nursery and school life.

Here are a few reminders to help with the daily running of the Nursery.

What to bring into Nursery

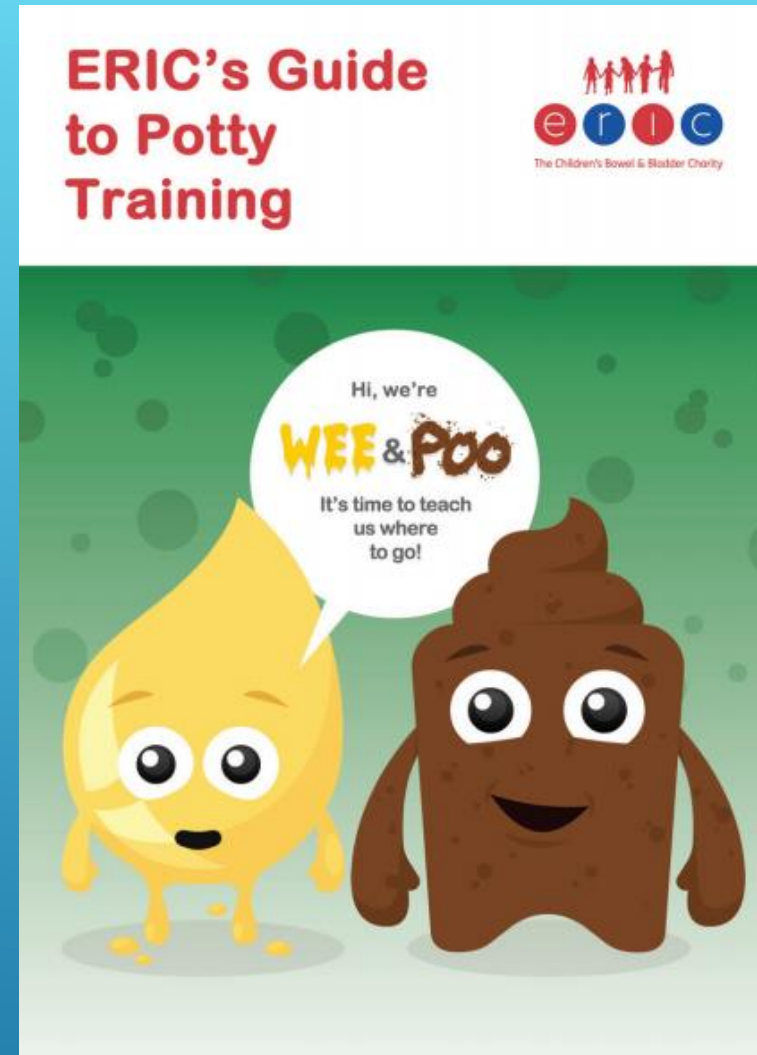
Please ensure your child has the following with them every day:

- Clearly named water bottle (a familiar sticker might be useful). This must contain only water please, not juice.
- Clearly named book bag- it is helpful for the book bag to have one keyring on so that your child is able to recognise the book bag.
- Clearly named coat
- Clearly named sun hat (when needed)

Your child does not need to bring in an additional rucksack with fruit or spare clothes (unless we have a separate arrangement that has been agreed). It is important that your child is able to be independent from the start, so less items to remember will help!

COMING UP NEXT WEEK

► www.eric.org.uk



TOILET TRAINING SUPPORT

DUMMY SUPPORT

Help yourself to a leaflet

A decorative graphic consisting of several parallel white lines of varying lengths, slanted upwards from left to right, located in the bottom right corner of the slide.

REMINDERS / USEFUL INFORMATION

▶ Timings of session :

▶ Emperor Penguins

▶ 8.50am -3pm

▶ Rockhopper Penguins

▶ 8.50am-12pm/3pm

▶ Happy Hellos and great goodbyes- please encourage your child!


▶ If your child is going home with someone else please email the absence email address to let us know.

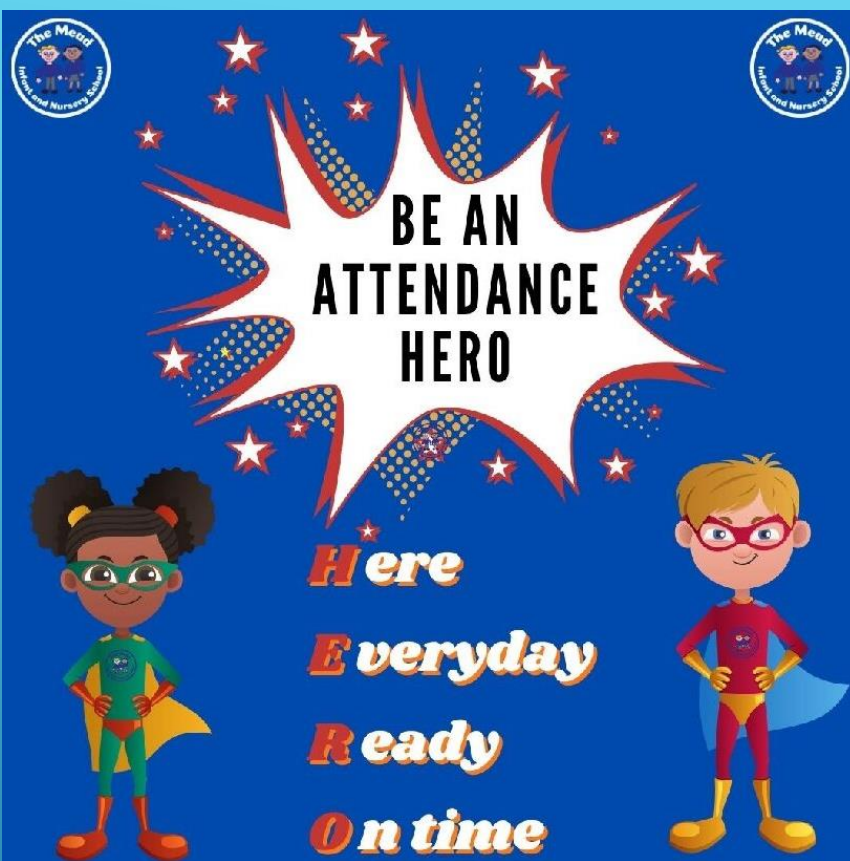
Reminders / useful information

- If you would like to speak to a member of the nursery team, at the end of the session please wait until all the children have been dismissed or email your class teacher
- Book bags with one key ring- independence
- Velcro shoes (no laces please)
- Outside learning - warm clothes, raincoats, we do get messy!
- Parent mail - please sign up - coming up next week, important letters/information received this way
- Please also remember we are a nut free school - no nuts/ products containing nuts such as Nutella in lunches please. For your child's independence, please think carefully about how easy their lunch is to access- can they open the packets or containers? Will they easily be able to eat everything?

HOLIDAYS, ATTENDANCE & PUNCTUALITY

- ▶ Holidays during term-time are not permitted
- ▶ Time off will only be authorised if there are exceptional circumstances
- ▶ Please see The Mead attendance policy for more details.






**BE AN
ATTENDANCE
HERO**



***Here
Everyday
Ready
On time***





Good attendance = best chance of success

- **0** days of absence/ **183** school days in each year = **100% attendance**
- **8** days absence/ **175** days of education = **96% attendance**



Poor attendance = less chance of success

- **19** days of absence/ **164** days of education = **90% attendance**
- **29** days of absence/ **154** days of education = **84% attendance**



Very poor attendance = serious impact on education and reduces life chances

- **38** days absence/ **145** days of education = **79% attendance**
- **47** days absence/ **136** days of education = **74% attendance**

365 days in the calendar year. 182 non-school days a year.

▶ Any questions?

- ▶ Emperor Penguins

emperors@mead.surrey.sch.uk

- ▶ Rockhopper Penguins

rockhoppers@mead.surrey.sch.uk